




GLITERA



1200x  
1800mm

# ARCHITECTURAL MARVEL WITH TECHNOLOGICAL ADVANTAGE



## GLAZED VITRIFIED TILES

### Tile Body

The nest quality raw materials make up the resilient and robust tile body of our tiles. The raw materials are ethically sourced and sustainably processed.

### Engobe Layer

A highly opacious, fusible, and permeable engobe layer makes the second layer of the tiles of our. The layer makes the tiles highly resistant to water absorption for longevity.

### Glaze Layer

A high-quality glaze coating is added to the engobe layer of the our tiles giving the tile properties of texture and shine and making them ready for design and color.

### High Pigment Digital Printing Ink

The our surfaces get their unique and versatile properties of the design, color, and more in this stage where digital printing is done on the glaze with high pigment ink for excellent results.

### Abrasion-resistant Glaze Layer

The most exceptional aspect of surfaces is their high abrasion-resistant glaze layer which protects the tile's aesthetics, and properties and enhances the functionality of the tiles to a greater extent.

# SURFACES THAT EMULATE THE MOST COVETED NATURAL STONE!

## MARBLE COLLECTION







## EASY TO CLEAN

Superiorly non-porous surfaces are easy to clean due to their resistance qualities and flawless finish.



## SCRATCH RESISTANT

Made to endure and sustain, the surfaces are scratch resistant, resisting deep scratches and more.



Prevents Bacterial Growth



Dimensional Stability



Fire Resistant



Heat Resistant



Ecological

## TECHNICAL FEATURES



## STAIN RESISTANT

Superior impregnable glaze layer and non-porous quality make the our surfaces superiorly stain resistant.



Residence



Offices



Shops



Hotels



Public Places



Airports



Malls

## APPLICATION AREAS

Superior durability, applicability, and functionality make the our surfaces ideal for extensive use and versatile application.

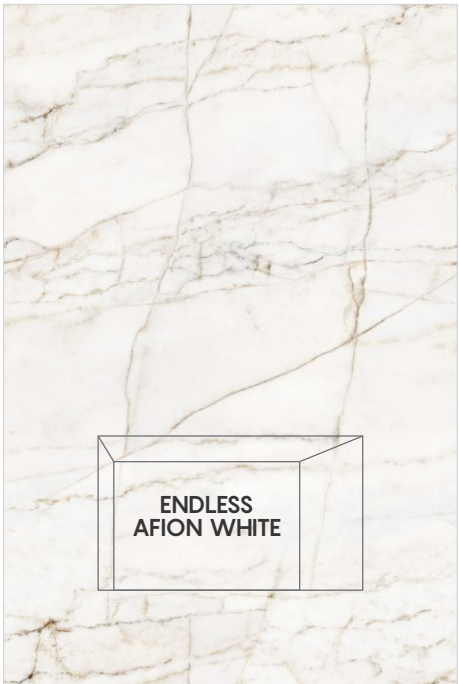
WITNESS  
UNMATCHED  
ELEGANCE  
WITH  
UNPARALLELED  
FUNCTIONALITY.



SIZE  
1200x1800mm

FINISH  
Super White

THICKNESS  
9mm





# SUPER WHITE

Enjoy the luxury of self-expression in your spaces with a pristine collection of tiles designed to add the scintillating charm of pure white colors and instill unmatched luxury in your spaces transforming them into a canvas for you to paint your dreamhome.

1200x  
1800mm

Glossy Finish | 9mm thickness






Floor  
Milano White

Wall  
Milano White


Size  
1200x1800mm

Thickness  
9mm



MILANO WHITE

[↶ Back To Index](#)



RANDOM 4 FACES

**Finish:** Super White Glossy




Floor  
Endless Afion White

Wall  
Endless Afion White


Size  
1200x1800mm

Thickness  
9mm



ENDLESS AFION WHITE

[⬅ Back To Index](#)



RANDOM 3 FACES

**Finish:** Super White Glossy




Floor  
Paonazzo White

Wall  
Paonazzo White


Size  
1200x1800mm

Thickness  
9mm



PAONAZZO WHITE

[⬅ Back To Index](#)



RANDOM 3 FACES


**Finishes:** Super White Glossy | Porse



Floor  
Retro White


Size  
1200x1800mm

Thickness  
9mm



RETRO WHITE

[↶ Back To Index](#)



RANDOM 4 FACES

**Finishes:** Super White Glossy | Porse




Floor  
Fragment White

Wall  
Fragment White


Size  
1200x1800mm

Thickness  
9mm



FRAGMENT WHITE

[↶ Back To Index](#)



RANDOM 4 FACES

**Finishes:** Super White Glossy | Porse



Floor  
Statuario Arco

Wall  
Statuario Arco

Size  
1200x1800mm

Thickness  
9mm



STATUARIO ARCO

[⬅ Back To Index](#)



RANDOM 5 FACES

**Finishes:** Super White Glossy | Porse



Floor  
Statuario Oracle

Wall  
Statuario Oracle


Size  
1200x1800mm

Thickness  
9mm



STATUARIO ORACLE

[⬅ Back To Index](#)



RANDOM 4 FACES

**Finishes:** Super White Glossy | Porse




Floor  
Classic Carara

Wall  
Classic Carara


Size  
1200x1800mm

Thickness  
9mm



CLASSIC CARARA

[⬅ Back To Index](#)



RANDOM 3 FACES

**Finishes:** Super White Glossy | Porse




Floor  
Calacatta Bromo

Wall  
Calacatta Bromo


Size  
1200x1800mm

Thickness  
9mm



CALACATTA BROMO

[↶ Back To Index](#)



RANDOM 3 FACES

**Finishes:** Super White Glossy | Porse



Floor  
Calacatta Imperio

Wall  
Calacatta Imperio


Size  
1200x1800mm

Thickness  
9mm



CALACATTA IMPERIO

[↶ Back To Index](#)



RANDOM 4 FACES

**Finishes:** Super White Glossy | Porse



Floor  
Calacatta Vagli

Wall  
Calacatta Vagli


Size  
1200x1800mm

Thickness  
9mm



CALACATTA VAGLI

[⬅ Back To Index](#)



RANDOM 4 FACES

**Finishes:** Super White Glossy | Porse




Floor  
Calacatta Gold

Wall  
Calacatta Gold


Size  
1200x1800mm

Thickness  
9mm



CALACATTA GOLD

[⬅ Back To Index](#)



RANDOM 4 FACES


**Finishes:** Super White Glossy | Porse | Carving



Floor  
Opus White


Size  
1200x1800mm

Thickness  
9mm



OPUS WHITE

[← Back To Index](#)



RANDOM 4 FACES

**Finishes:** Super White Glossy | Porse




Floor  
Alma White

Wall  
Alma White


Size  
1200x1800mm

Thickness  
9mm



ALMA WHITE

[⬅ Back To Index](#)



RANDOM 4 FACES

**Finishes:** Super White Glossy | Porse | Carving




Floor  
Statuario Berlin

Wall  
Statuario Berlin


Size  
1200x1800mm

Thickness  
9mm



STATUARIO BERLIN

[⬅ Back To Index](#)



RANDOM 4 FACES

**Finishes:** Super White Glossy | Porse | Carving



CHARACTERISTIC	STANDARD AS PER ISO-13006/EN14411 GROUP BIA	MEAN VALUE OF OUR PGVT	MEAN VALUE OF OUR GVT	TEST METHOD
REGULATORY PROPERTIES				
Deviation in length & width	±0.5 %	±0.1 %	±0.1 %	ISO-10545-2
Deviation in thickness	±5.0 %	±4.0 %	±4.0 %	ISO-10545-2
Straightness in side	±0.5 %	±0.1 %	±0.1 %	ISO-10545-2
Rectangularity	±0.6 %	±0.1 %	±0.1 %	ISO-10545-2
Surface flatness	±0.5 %	±0.2 %	±0.2 %	ISO-10545-2
Color difference	Unaltered	No change	No change	ISO-10545-16
Glossiness	As per mfg	Min 90%	Min 4%	GLOSSOMETER
SURFACE MECHANICAL PROPERTIES				
Water absorption	< 0.50 %	< 0.20 %	< 0.20 %	ISO-10545-3
Apparent density	> 2.0 g/cc	> 2.10 g/cc	> 2.10 g/cc	DIN 51082
MASSIVE MECHANICAL PROPERTIES				
Modulus of rupture	Min. 35 N/mm2	Min. 35 N/mm2	Min. 35 N/mm2	ISO-10545-4
Breaking strength	Min. 1300 N	Min. 1700 N	Min. 1700 N	ISO-10545-4
Impact resistance	As per mfg.	Min. 0.55	Min. 0.55	ISO-10545-5
SURFACE MECHANICAL PROPERTIES				
Surface abrasion resistance	As per mfg	Min. Class-3	Min. Class-4	ISO-10545-7
MOH's hardness	As per mfg	Min. 4	Min. 5	EN 101
THERMO HYGROMETRIC PROPERTIES				
Frost resistance	No damage	No damage	No damage	ISO-10545-12
Thermal shock resistance	No damage	No damage	No damage	ISO-10545-9
Moisture expansion	Nil	Nil	Nil	ISO-10545-10
Thermal expansion (COE)	Max. 9.0 x 10-6	Max. 6.5 x 10-6	Max. 6.5 x 10-6	ISO-10545-8
Crazing resistance	As per mfg	Min. 10 Cycle	Min. 10 Cycle	ISO-10545-11
CHEMICAL PROPERTIES				
Chemical resistance	No damage	No damage	No damage	ISO-10545-13
Stain resistance	Resistant	Resistant	Resistant	ISO-10545-14
SAFETY PROPERTIES				
Slip resistance	As per mfg	> 0.40	> 0.40	ISO-10545-17
Fire resistance	As per mfg	Fireproof	Fireproof	N. A.
Lead & Cadmium given off by glazed tiles	As per mfg	Does not yield Pb & Cd	Does not yield Pb & Cd	ISO-10545-15

TECHNICAL  
SPECIFICATION

SIZE	THICKNESS (approx.)	PIECES / BOX	AREA / BOX	WT. / BOX (approx.)
1200x1800mm	9mm	2 pcs.	4.32 sq. mtr.	92 kgs.

PACKING  
DETAIL



