



GLITERA
CERAMIC

A New Era of
Stellar Surfaces

STAR
collection



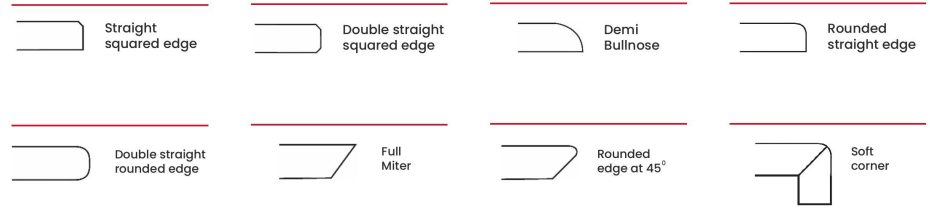
CRAFTED FROM CELESTIAL INSPIRATION!

Since the dawn of design, inspiration has always been drawn from the brilliance of the stars—timeless, radiant, and full of character. Introducing the Star Series Fullbody Slabs, crafted to reflect the elegance and depth of celestial beauty in every surface. Designed with rich tones, intricate textures, and seamless patterns, this collection captures the essence of starlit sophistication.



A Fine Edge of Luxury

Engineered through cutting-edge processes, the Star Series is a celebration of durability and design, delivering surfaces that retain their refined charm for years to come.



Application Area

From walls to floors, countertops to furniture, Star Series enhances every corner of your space with seamless elegance. Designed to meet diverse needs, it transforms interiors into refined environments that reflect style and sophistication. With superior quality and a versatile range of designs, we deliver surfaces that truly define modern living.



FROST RESISTANT



HEAT RESISTANT



STAIN RESISTANT



WATER RESISTANT



HYGIENIC SURFACE



UV RESISTANT



CHEMICAL RESISTANT



EASY TO CLEAN



SCRATCH RESISTANT



HIGH IMPACT RESISTANT



STAR BEIGE



COLOUR COMBINATION

Sizes:
800x2400 mm | 800x3000 mm

Surfaces:
Glossy & Matt

Thickness:
15mm

Series:
Light





Sizes:
800x2400 mm / 800x3000 mm

Surfaces:
Glossy & Matt

Thickness:
15mm

Series:
Light







STAR CHOCO



COLOUR COMBINATION

Sizes:
800x2400 mm | 800x3000 mm

Surfaces:
Glossy & Matt

Thickness:
15mm

Series:
Dark



Sizes:
800x2400 mm / 800x3000 mm


Surfaces:
Glossy & Matt

Thickness:
15mm

Series:
Dark







STAR CREMA



COLOUR COMBINATION

Sizes:
800x2400 mm | 800x3000 mm

Surfaces:
Glossy & Matt

Thickness:
15mm

Series:
Light





Sizes:
800x2400 mm / 800x3000 mm

Surfaces:
Glossy & Matt

Thickness:
15mm


Series:
Light







STAR DARK GREY




COLOUR COMBINATION

Sizes:
800x2400 mm | 800x3000 mm

Surfaces:
Glossy & Matt

Thickness:
15mm

Series:
Light





Sizes:
800x2400 mm / 800x3000 mm


Surfaces:
Glossy & Matt

Thickness:
15mm


Series:
Light







STAR GREY




COLOUR COMBINATION

Sizes:
800x2400 mm | 800x3000 mm

Surfaces:
Glossy & Matt

Thickness:
15mm

Series:
Light





Sizes:
800x2400 mm / 800x3000 mm



Surfaces:
Glossy & Matt

Thickness:
15mm


Series:
Light







STAR MIST



COLOUR COMBINATION

Sizes:
800x2400 mm | 800x3000 mm

Surfaces:
Glossy & Matt

Thickness:
15mm

Series:
Light



Sizes:
800x2400 mm / 800x3000 mm

Surfaces:
Glossy & Matt

Thickness:
15mm

Series:
Light







STAR NEW WHITE



COLOUR COMBINATION

Sizes:
800x2400 mm | 800x3000 mm

Surfaces:
Glossy & Matt

Thickness:
15mm

Series:
Light





Sizes:
800x2400 mm / 800x3000 mm

Surfaces:
Glossy & Matt

Thickness:
15mm

Series:
Light







STAR PERAL WHITE



COLOUR COMBINATION

Sizes:
800x2400 mm | 800x3000 mm

Surfaces:
Glossy & Matt

Thickness:
15mm

Series:
Super White





Sizes:
800x2400 mm / 800x3000 mm


Surfaces:
Glossy & Matt

Thickness:
15mm


Series:
Super White







STAR STEEL GREY



COLOUR COMBINATION

Sizes:
800x2400 mm | 800x3000 mm

Surfaces:
Glossy & Matt

Thickness:
15mm

Series:
Light



Sizes:
800x2400 mm / 800x3000 mm

Surfaces:
Glossy & Matt

Thickness:
15mm


Series:
Light







STAR TERRAZO VERDE



COLOUR COMBINATION

Sizes:
800x2400 mm | 800x3000 mm

Surfaces:
Glossy & Matt

Thickness:
15mm

Series:
Light



Sizes:
800x2400 mm / 800x3000 mm

Surfaces:
Glossy & Matt

Thickness:
15mm

Series:
Light







STAR VANILA WHITE



COLOUR COMBINATION

Sizes:
800x2400 mm | 800x3000 mm

Surfaces:
Glossy & Matt

Thickness:
15mm

Series:
Light





Sizes:
800x2400 mm / 800x3000 mm



Surfaces:
Glossy & Matt

Thickness:
15mm


Series:
Light







STAR VERDE



COLOUR COMBINATION

Sizes:
800x2400 mm | 800x3000 mm

Surfaces:
Glossy & Matt

Thickness:
15mm

Series:
Light



Sizes:
800x2400 mm / 800x3000 mm

Surfaces:
Glossy & Matt

Thickness:
15mm


Series:
Light







STAR WHITE



COLOUR COMBINATION

Sizes:
800x2400 mm | 800x3000 mm

Surfaces:
Glossy & Matt

Thickness:
15mm

Series:
Light





Sizes:
800x2400 mm / 800x3000 mm

Surfaces:
Glossy & Matt

Thickness:
15mm


Series:
Light







STAR BLACK



COLOUR COMBINATION

Sizes:
800x2400 mm | 800x3000 mm

Surfaces:
Glossy & Matt

Thickness:
15mm

Series:
Dark



Sizes:
800x2400 mm / 800x3000 mm

Surfaces:
Glossy & Matt

Thickness:
15mm

Series:
Dark







STAR ROYAL VERDE




COLOUR COMBINATION

Sizes:
800x2400 mm | 800x3000 mm

Surfaces:
Glossy & Matt

Thickness:
15mm

Series:
Light






Sizes:
800x2400 mm / 800x3000 mm

Surfaces:
Glossy & Matt

Thickness:
15mm

Series:
Light







STAR ROYAL WHITE



COLOUR COMBINATION

Sizes:
800x2400 mm | 800x3000 mm

Surfaces:
Glossy & Matt

Thickness:
15mm

Series:
Light





Sizes:
800x2400 mm / 800x3000 mm

Surfaces:
Glossy & Matt

Thickness:
15mm

Series:
Light

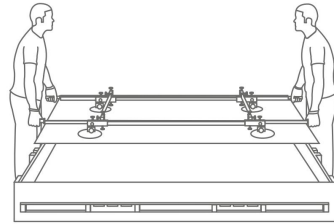
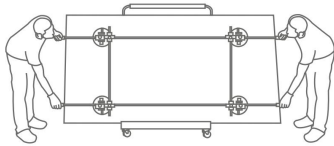




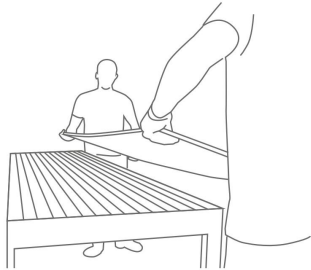
MANUALLY TRANSPORTING TILES

Only for 1/4" Slabs

MOVING A TILE



RAISING A IMMEDIATE TILE ONTO A BENCH

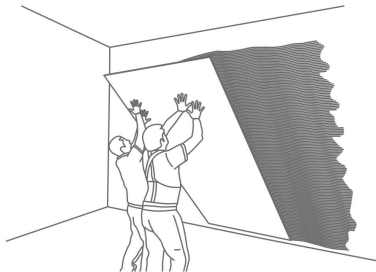


✗ INCORRECT

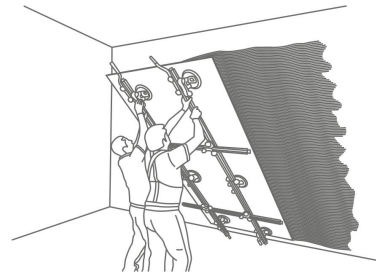


✓ CORRECT

HANDLING IMMEDIATE TILE FOR WALL




✗ INCORRECT



✓ CORRECT

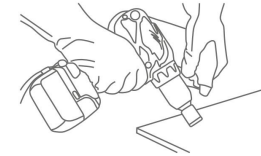

WORKING WITH THE VARIOUS VERSIONS OF TILES

CUTTING WITH DIAMOND DISCS



Our products can be cut using diamond discs fitted onto the hand-held electrical grinding machine. The speed of Disc rotation must be high (>10000 RPM) and should have a low feed rate (< 1 mm/min). It may be required to cool the disc with water. Recommended discs are the thin types generally used for cutting porcelain stoneware. The surface should be kept on a FLAT base while cutting without any gap underneath.

DRILLING



You can use cutting discs fitted to battery-operated screwdrivers or angle grinders, electrical drills as an alternative.

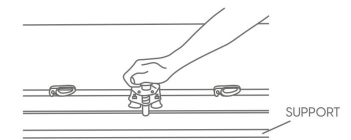
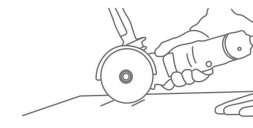
INTERNAL CUT / L-SHAPED CUT



To get internal and L-shaped corners & to reduce the risk of breakage, round the vertex of the internal corner using bits with a radius of at least 5mm. Then cut with diamond discs, be cautious to stop moving the cutting tool forward. To drill and cut using diamond discs, follow the instructions provided above.

- When using these tools:
- Cool the point being drilled with water
- Don't put too much pressure and bear in mind the resistance of the type of laminated stoneware you are working on
- If you are using tungsten bits, start drilling at a low speed
- If you are using drills or screwdrivers, do not select hammering mode

EDGE-FINISHING




INSTRUCTIONS FOR MANUAL INSTALLATION

SINGLE LAYER METHOD



DOUBLE-LAYER METHOD



COMPRESSING THE TILE



IMPORTANT

All cutout corners must have a minimum diameter of 1/4". Never leave 90° angles. We recommend radiuses of more than 1/4" when the kitchen design allows as it makes the countertop firmer.



✓ CORRECT



✗ INCORRECT



✗ INCORRECT



✗ INCORRECT

CLEANING & MAINTENANCE

Our products are non porous (due to their high quality raw materials, stringent production parameters and state of the art technology), hence any dust or deposited waste cannot penetrate the surface.

For most cases only a damp cloth is sufficient for cleaning.

Regular cleaning highlights the aesthetic features of the surface and gives it exceptional shine.

For highly aggressive cleaning caused by some common food and substances follow the table below.

TYPE OF STAIN	CHEMICAL PRODUCT	EXAMPLE
Grease	Alkaline - Solvent	Detergent
Oil	Solvent	Ammonia, Baking Soda
Ink	Oxidant - Solvent	Alcohol, Liquid Bleach, Nail Paint Remover
Rust	Acid	Hydrochloric Acid, Vinegar, Red Harpic
Lime	Acid	Descaling Reagent, Hydro Chloric Acid
Cement	Acid	Hydro Chloric Acid
Wine	Alkaline	Ammonia, Liquid Bleach
Coffee	Alkaline - Solvent	Ammonia, Liquid Bleach
Rubber	Solvent	Alcohol, Thinner
Plaster	Acid	Hydro Chloric Acid
Candle Wax	Solvent	Alcohol, Thinner
Iodine	Oxidant	Liquid Bleach
Blood	Oxidant	Liquid Bleach
Ice Cream	Alkaline	Liquid Bleach

Note: It is recommended that any kind of stain needs to get clean immediately / as soon as possible.

TECHNICAL SPECIFICATIONS

CHARACTERISTIC	STANDARD AS PER ISO-13006/2018 En14411 gr.bla		TEST METHOD
Regulatory Properties			
Deviation in Length & Width	±0.5%	±0.2%	ISO 10545-2
Deviation in Thickness	±5%	±5%	ISO 10545-2
Straightness of Sides	±0.5%	±0.2%	ISO 10545-2
Rectangularity	±0.5%	±0.2%	ISO 10545-2
Surface Flatness	±0.5%	±0.3%	ISO 10545-2
Colour Difference	ΔE<1.00	ΔE<0.30	ISO 10545-16
Glossiness	As per Mfg.	As Per Mfg.	GlossMeter
Structural Properties			
Water Absorption	≤0.5 %	≤0.3 %	ISO 10545-3
Apparent Density	As Per Mfg.	>2.20 g/cc	ISO 10545-3
Massive Mechanical Properties			
Modulus of Repture	Min.35N/mm ²	Min.40N/mm ²	ISO 10545-4
Breaking Strength	Min. 1300 N	Min. 5000 N	ISO 10545-4
Impact Resistance	As per Mfg.	Min. 0.55	ISO 10545-4
Surface Mechanical Properties			
Surface Abrasion Resistance	As per Mfg.	Min. class 3	ISO 10545-7
Moh's Hardness	As per Mfg.	Min. class 4	BS EN 15771
Thermo Hygrometric Properties			
Frost Resistance	As Per Mfg.	Frost Proof	ISO 10545-12
Thermal Shock Resistance	Min. 10 Cycle	Min. 10 Cycle	ISO 10545-9
Moisture Expansion	Max. 0.6mm/m	Max. 0.02mm/m	ISO 10545-10
Thermal Expansion	Max. 9.0 x 10 ⁻⁶	Max. 6.0x10 ⁻⁶	ISO 10545-8
Chemical Properties			
Chemical Resistance	As Per Mfg.	No Damage	ISO 10545-13
Stain Resistance	Resistant	Resistant	ISO 10545-14
Safety Properties			
Slip Resistance	As per Mfg.	N. A.	DIN 51130
Fire Resistance	As per Mfg.	Fire Proof	N. A.

PACKING DETAILS

Dimension (mm)	No. of PC's/Box	Square Feet	Weight (Approx)
800x3000mm	1 Pcs.	25.83 Sq. Feet	83 Kg.
800x2400mm	1 Pcs.	20.67 Sq. Feet	68 Kg.

THANK YOU